

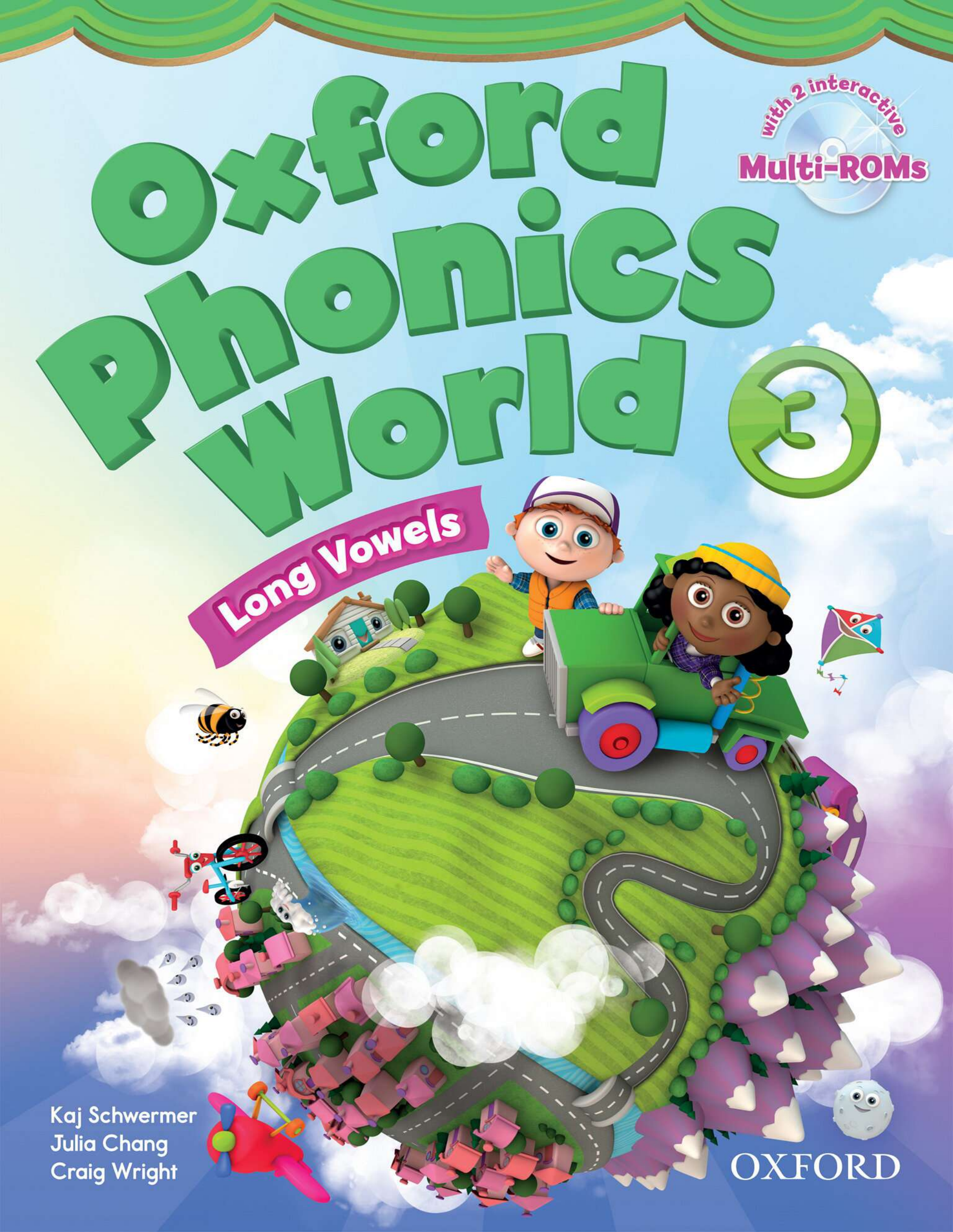
Oxford Phonics World 3

with 2 interactive
Multi-ROMs

Long Vowels

Kaj Schwermer
Julia Chang
Craig Wright

OXFORD



Oxford Phonics World 3

Long Vowels

Kaj Schwermer Julia Chang Craig Wright



OXFORD
UNIVERSITY PRESS

Long Vowels

Unit 1

long a

a_e ame ake ate ave 4

a_e..... tape cape cane mane

ame ake..... game cake name lake

ate ave..... gate wave skate cave

Story11

Unit 2

long i

i_e ime ike ive ine 12

i_e..... kite pine ripe fine


ime ike..... lime bike time hike

ive ine..... five nine dive line

Story19

Review 1

Song 20

Game 23

Unit 3

long o

long u

o_e u_e u_e 24

o_e..... home bone cone rope

u_e..... cube mute cute mule

u_e..... tube June tune rule

Story31

Unit 4

long a

ai ay 32

ai..... rain nail tail wait

ay..... bay day say pay

ai ay..... sail mail hay May

Story39

Review 2

Song 40

Game 43



Unit 5

long e

ee ea y ey 44

ee bee feet seed jeep

ea leaf eat sea meat

y ey candy key happy money

Story51

Unit 6

long i

igh ie y 52

igh light night high right

ie pie tie lie die

y spy sky cry my

Story59

Review 3

Song 60

Game 63

Unit 7

long o

oa ow 64

oa boat coat soap road

ow bow row yellow pillow

oa ow goat toad elbow window

Story71

Unit 8

long u

ue ui ew oo 72

ue blue glue clue Tuesday

ui ew fruit suit new dew

oo moon zoo food boot

Story79

Review 4

Song 80

Game 83

Picture Dictionary84

Student Cards89

Certificate101

Unit 1

long a

a_e ame ake ate ave

A Listen and learn.

disc 1
03



B Listen, point, and read.


disc 1
04

1.



tape

2.



cape

3.



cane

4.



mane

C Listen, point, and read.

disc 1
05

1.



t a p



t a p e

2.



c a p



c a p e

3.



c a n



c a n e

4.



m a n



m a n e

D Listen, read, and circle.

disc 1
06

1.

can

cane



2.

cape

cap



3.

mane

man



4.

tap

tape



E Listen and chant. Then read.

disc 1
07



The man has tape and a cane.



Unit 1 5



a_e ame ake ate ave

A Listen and learn. disc 1 08



g a m e


a _ e



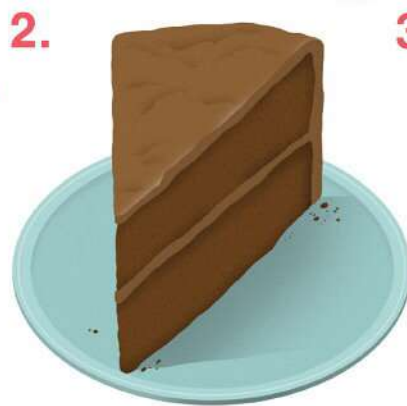
c a k e

a _ e

B Listen, point, and read. disc 1 09



game



cake





name



lake

C Listen and number. disc 1
10



D Listen and write. Then match the words that rhyme. disc 1
11



lake

2. m



g

4. c



E Listen and chant. Then read. disc 1
12

name cake game lake



a_e ame ake ate ave

A Listen and learn. disc 1 13



B Listen, point, and read. disc 1 14



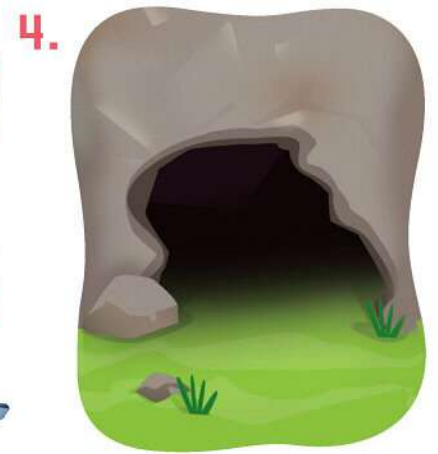
gate



wave




skate



cave


C Listen and circle the ones that rhyme. disc 1
15

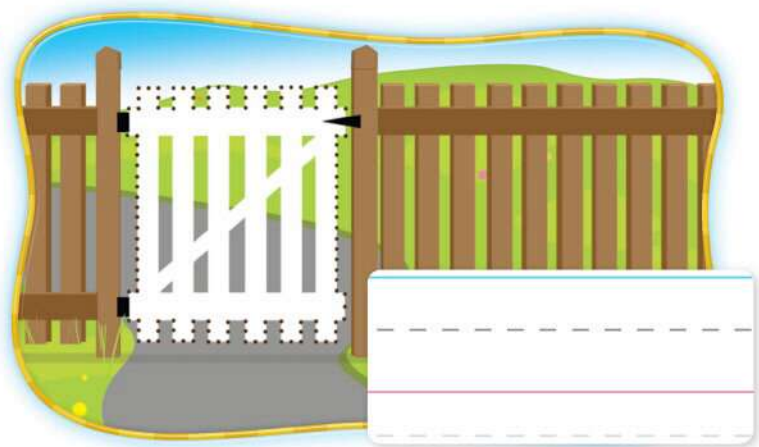
1. 


2. 


3. 

D What's missing? Draw and write.

1.  wave

2. 

3. 

4. 

E Listen and chant. Then read. disc 1
16



I see a skate in a cave.



a_e ame ake ate ave

A Read and write.

gate game

cane cave

wave name


cake mane

lake skate

1 
ane

2 
ate

gate

3 
ame

4 
ake

5 
ave

Now try these!

same

bake

late

lane

Were you right?

disc 1
17

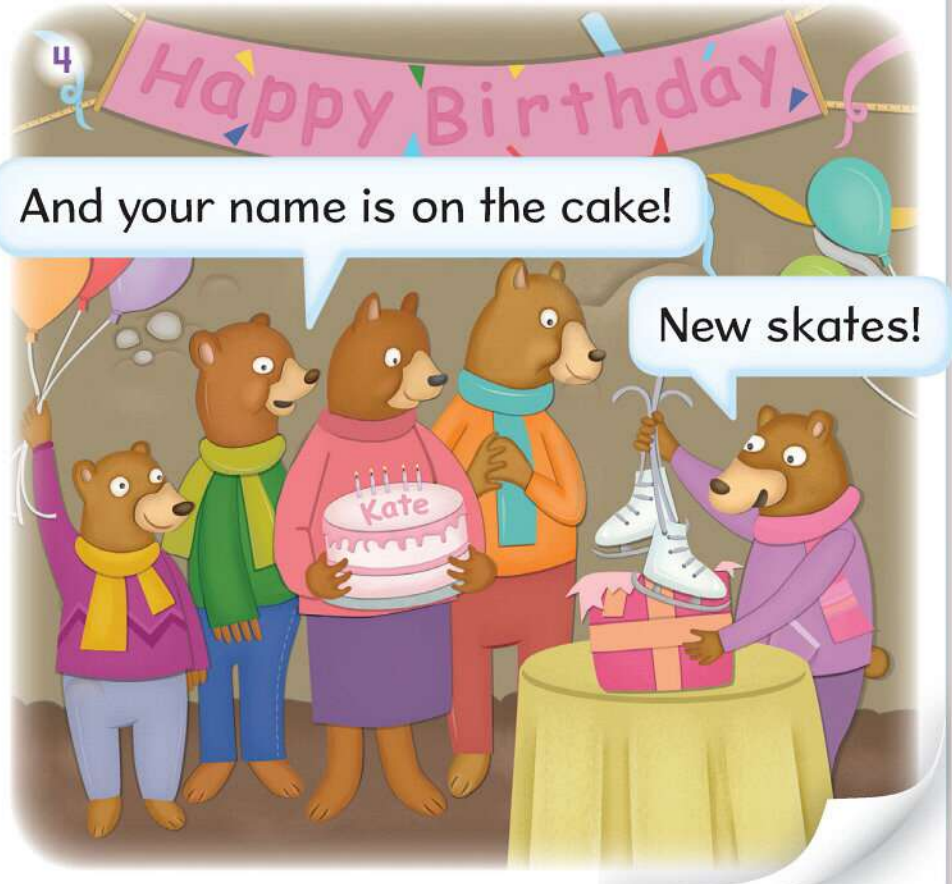


B Look and listen. Read along.

disc 1
18

Kate's Skates

It is winter. Kate and her dad skate on a lake.



New words: winter Kate
Sight words: her old new look

ake

ate

ave

long i

i_e

ime

ike

Unit 1

A Listen and learn.

disc 1
19



B Listen, point, and read.

disc 1
20


1.



2.



3.











4.







C Listen, point, and read.

disc 1
21

1.  **k i t**  **k i t e**
2.  **p i n**  **p i n e**
3.  **r i p**  **r i p e**
4.  **f i n**  **f i n e**

D Look and say. Then circle and write.

1.  **i** **e** **k i t e**
2.  **i** **e** **p n**
3.  **i** **e** **f n**
4.  **i** **e** **r p**

E Listen and chant. Then read.

disc 1
22



My kite is fine in the pine.



A Listen and learn. disc 1 23



l i m e

i _ e



b i k e

i _ e

B Listen, point, and read. disc 1 24



lime



bike



time



hike



C Listen and number. Then match. disc 1 25

bike •



• time

lime •



• hike

D Listen and write. disc 1 26

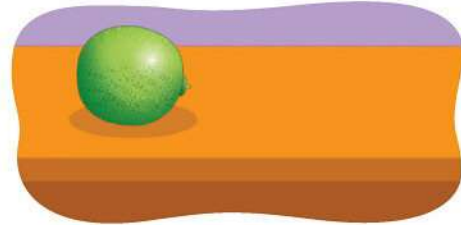
1. I like my .



2. What is it?



3. It is a ripe .



4. I like to .



E Listen and chant. Then read. disc 1 27

bike time hike lime



A Listen and learn. disc 1 28



f i v e

i _ e



n i n e

i _ e

B Listen, point, and read. disc 1 29



f i v e



n i n e



d i v e



l i n e

C Listen and write. disc 1
30

1.		nine	nine
2.		d	
3.		l	
4.		f	

D Read and number.

1. A five on a nine.
2. Nine kites in a pine.
3. Five bikes in a line.
4. A nine on a five.



5
9

9
5

|



E Listen and chant. Then read. disc 1
31



The five nines dive in a line.



 ime

 ke

 ive

 ine

long o

 o_e

i_e ime ike ive ine

A Listen and write. disc 1
32



ike



ime



ine



ive

1 ime

2 _____

3 _____

4 _____

5 _____

6 _____

7 _____

8 _____

Now try these!

Listen, unscramble, and write. disc 1
33

1. m e i d

dime

2. v i h e

3. k i l e

4. n v i e

Were you right?




B Look and listen. Read along. disc 1
34

Wake Up, Mike!

My name is Mike. I ride my bike at nine o'clock.



I hike up to the pines at ten o'clock.



I dive in the lake and swim in waves at five o'clock.



It is time to wake up, Mike!



New words: Mike o'clock ride swim wake up

ime

ike

ive

ine

long o

o_e

Review 1

long a

long i

a_e i_e

Song

A Look and listen. Sing along.

disc 1
35

Look, look! See the friends skate.
He has a jacket. She has a cape.
In the winter, they like to skate.
They can skate on the lake.

Look, look! See the friends hike.
She has a dog. He has a kite.
In the winter, they wake up at nine.
Then the friends hike to the pine.

B Listen, circle, and write.

disc 1
36

1.



v

5



2.



k



3.



n



4.



m



C Read and check. Then ask your partner and check.

	You		Your partner	
1. Do you like your bike?	<input type="checkbox"/> Yes	<input type="checkbox"/> No	<input type="checkbox"/> Yes	<input type="checkbox"/> No
2. Is it time for bed?	<input type="checkbox"/> Yes	<input type="checkbox"/> No	<input type="checkbox"/> Yes	<input type="checkbox"/> No
3. Can you bake a cake?	<input type="checkbox"/> Yes	<input type="checkbox"/> No	<input type="checkbox"/> Yes	<input type="checkbox"/> No
4. Do you have a kite?	<input type="checkbox"/> Yes	<input type="checkbox"/> No	<input type="checkbox"/> Yes	<input type="checkbox"/> No

long a

long i

a_e

i_e

D Write.



a_e

Blank handwriting practice box with a dashed midline.

Blank handwriting practice box with a dashed midline.

Blank handwriting practice box with a dashed midline.

Blank handwriting practice box with a dashed midline.

Blank handwriting practice box with a dashed midline.

Blank handwriting practice box with a dashed midline.

i_e

Blank handwriting practice box with a dashed midline.

Blank handwriting practice box with a dashed midline.

Blank handwriting practice box with a dashed midline.

Blank handwriting practice box with a dashed midline.

Blank handwriting practice box with a dashed midline.

Blank handwriting practice box with a dashed midline.



a_e

ame

ake

ate

ave

i_e

Game

E Play the game.

Start

lake



tape



fine



End



five



ime

ike

ive

ine

long o

Review 1 23

o_e

A Listen and learn.

disc 1
37



h o m e

o _ e

B Listen, point, and read.

disc 1
38

1.



home

2.




bone

3.



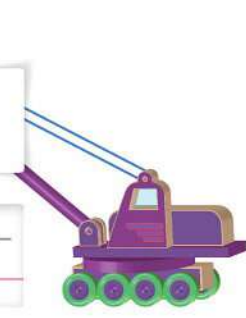



cone

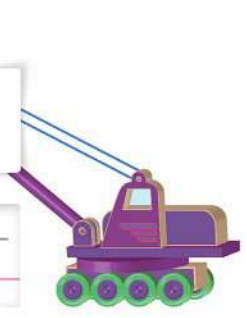



4.

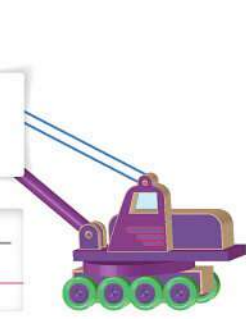





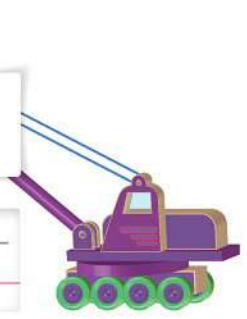



rope

C Write and read. Then draw.



1.    

2.    


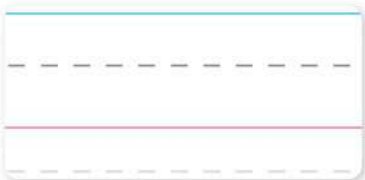
3.    


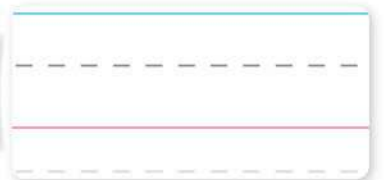
4.    

D Listen and write. 

1.  

2.  

3.  

4.  

E Listen and chant. Then read. 



I hop over the rope at home.



long o

long u

o_e

u_e u_e

A Listen and learn.


disc 1
41



B Listen, point, and read.

disc 1
42

1.



cube

2.



mute

3.



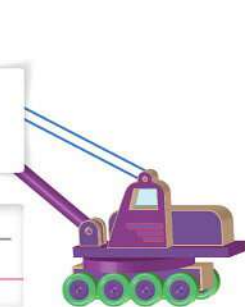
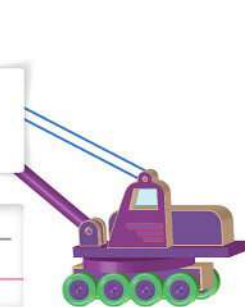
cute

4.



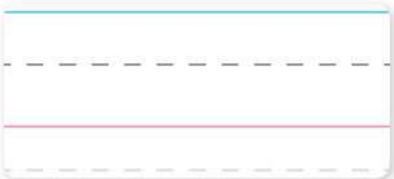

mule

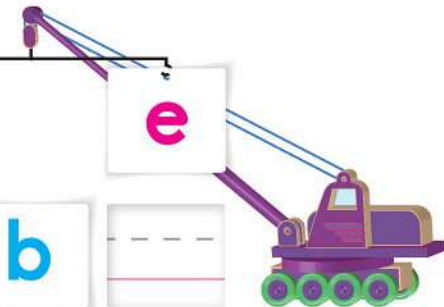
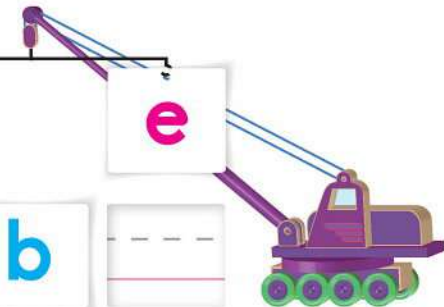
C Write and read. Then draw.

1.  

u e

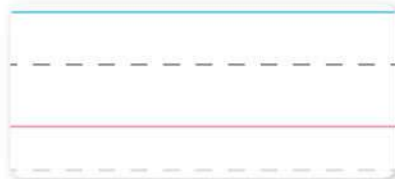
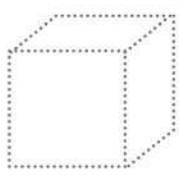
m l

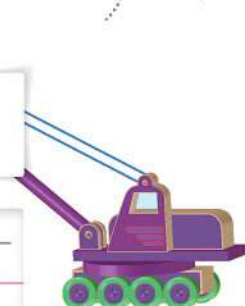
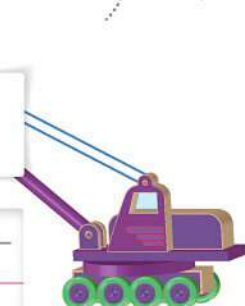
 

2.  

u e



c b

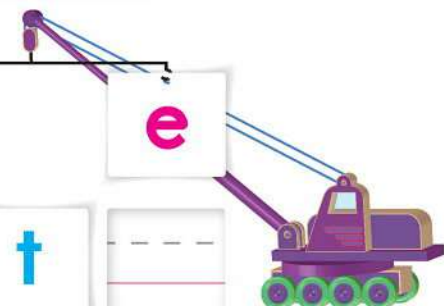
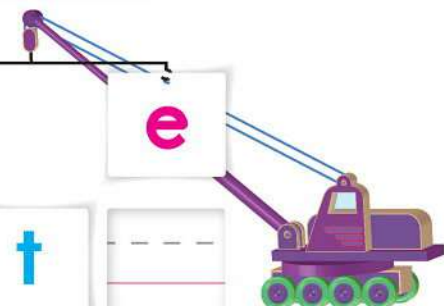
 

3.  

u e



m t

4.  

u e


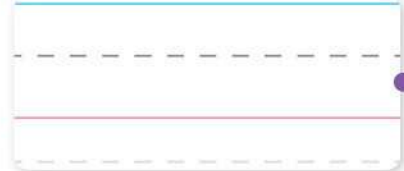
c t

D Listen and write. Then match the words that rhyme. 

1.  

2.  

3.  

4.  

E Listen and chant. Then read. 

cute mule mute cube



long o

long u

o_e

u_e

u_e

A Listen and learn.


disc 1
45



B Listen, point, and read.

disc 1
46

1.



tube

2.



June

3.



tune

4.



rule

C Listen and connect. disc 1
47

D Read and write.

cube tube rule cute
mule June mute tune

E Listen and chant. Then read. disc 1
48



Hum a tune on a tube in June.



long o

long u

o_e

u_e

u_e

A Read and write.

cone tune rule bone mule cube
tube home mute rope June cute



o_e

Handwriting practice line with dashed midline.

Handwriting practice line with dashed midline.

Handwriting practice line with dashed midline.

Handwriting practice line with dashed midline.



u_e

Handwriting practice line with dashed midline.

Handwriting practice line with dashed midline.

Handwriting practice line with dashed midline.

Handwriting practice line with dashed midline.



u_e

Handwriting practice line with dashed midline.

Handwriting practice line with dashed midline.

Handwriting practice line with dashed midline.

Handwriting practice line with dashed midline.

Now try these!

hope dome

note joke vote

Were you right?

disc 1
49




B Look and listen. Read along. disc 1
50

Luke and the Bone



It's June. Luke and his cute mule walk on the sand.



Luke sees a bone in the sand. It is a big bone. He has a mule and a rope.



Luke and his mule pull the bone with the rope.



Luke is at home. He puts the big bone on the cube. Luke and his mule are happy.

New words: Luke sand happy

Sight words: his walk sees pull

long u



u_e



u_e

long a



ai

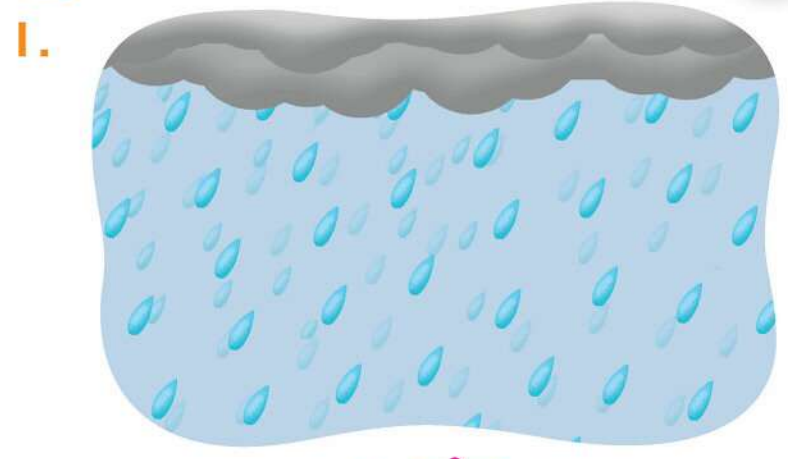


ay

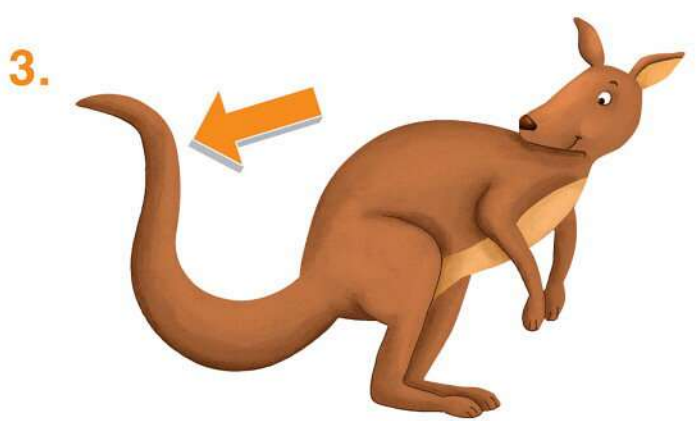
A Listen and learn. disc 1 51



B Listen, point, and read. disc 1 52



nail



wait

C Listen and circle. Then write.

disc 1
53

1.



Blank handwriting lines for the first row.

2.



Blank handwriting lines for the second row.

3.



Blank handwriting lines for the third row.

D Write and read.

1.



w t

Handwriting box with the word 'wait' written in dashed letters.

2.



n l

Blank handwriting box for the second row.

3.



n r

Blank handwriting box for the third row.

4.



l t

Blank handwriting box for the fourth row.

E Listen and chant. Then read.

disc 1
54

rain tail wait nail





A Listen and learn.

disc 1
55



bay

ay

B Listen, point, and read.

disc 1
56

1.



bay

2.



day

3.



say

4.



pay



C Listen and write. Then match.

disc 1
57

Thank you.

1.

ay

2.

ay

3.

ay

4.

ay



D Listen and write.

disc 1
58

1. I can _____ my name.



2. It is a hot _____.



3. I _____ the man on the bus.



4. I can see a wave in the _____.



E Listen and chant. Then read.

disc 1
59

I pay for a day at the bay.





A Read and say. Then listen and repeat.

disc 1
60

Can you say these words?



1.




sail

2.



mail

3.



hay

4.



May

B Say and circle the ones that rhyme.

1.








2.



C Listen and number. disc 1
61

tail	say	mail	hay
<input type="checkbox"/>	<input type="checkbox"/>	<input type="checkbox"/>	<input type="checkbox"/>
bay	sail	May	rain
<input type="checkbox"/>	<input type="checkbox"/>	<input type="checkbox"/>	<input type="checkbox"/>

D Look and say. Then circle and write.

<p>1. </p> <p>ai ay</p> <div style="border: 1px solid black; padding: 5px; width: 150px;"> <p>_____</p> <p>-----</p> <p>_____</p> </div>	<p>2. </p> <p>ay ai</p> <div style="border: 1px solid black; padding: 5px; width: 150px;"> <p>_____</p> <p>-----</p> <p>_____</p> </div>	<p>3. </p> <p>ay ai</p> <div style="border: 1px solid black; padding: 5px; width: 150px;"> <p>_____</p> <p>-----</p> <p>_____</p> </div>
<p>4. </p> <p>ai ay</p> <div style="border: 1px solid black; padding: 5px; width: 150px;"> <p>_____</p> <p>-----</p> <p>_____</p> </div>	<p>5. </p> <p>ai ay</p> <div style="border: 1px solid black; padding: 5px; width: 150px;"> <p>_____</p> <p>-----</p> <p>_____</p> </div>	<p>6. </p> <p>ay ai</p> <div style="border: 1px solid black; padding: 5px; width: 150px;"> <p>_____</p> <p>-----</p> <p>_____</p> </div>



A Listen and write.

disc 1
62



a_e



ai



ay

1

2

3

4

5

6

Now try these!

Listen, unscramble, and write.

disc 1
63

1. a y w

2. i n p a

3. t l e a

4. m n i a

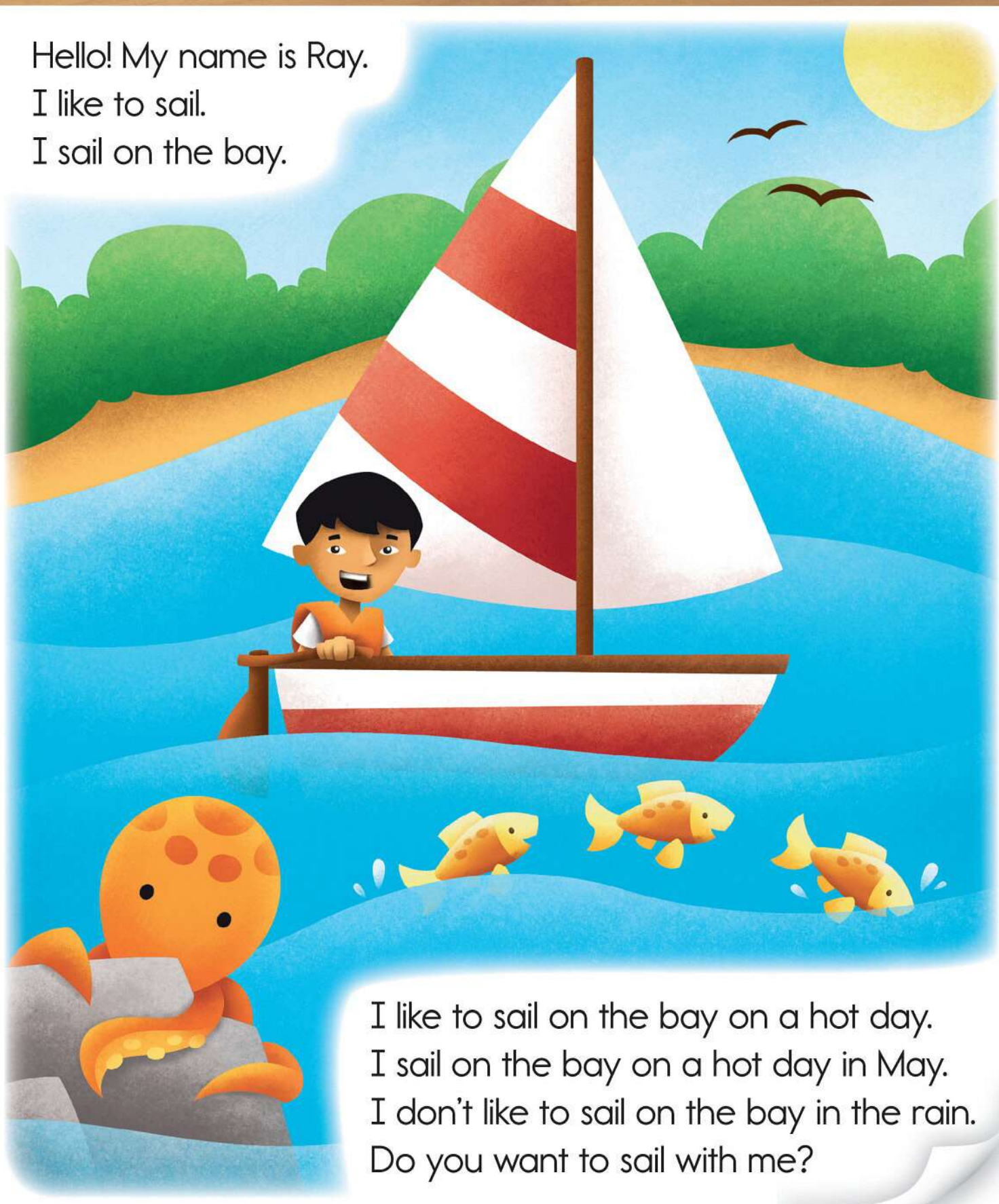
Were you right?



B Look and listen. Read along. disc 1
64

Sail on the Bay

Hello! My name is Ray.
I like to sail.
I sail on the bay.



I like to sail on the bay on a hot day.
I sail on the bay on a hot day in May.
I don't like to sail on the bay in the rain.
Do you want to sail with me?

New words: hello Ray **Sight words:** me

long a



ai



ay

long e



ee



ea



y



Review 2

long o

long u

long a

o_e

u_e u_e

ai ay

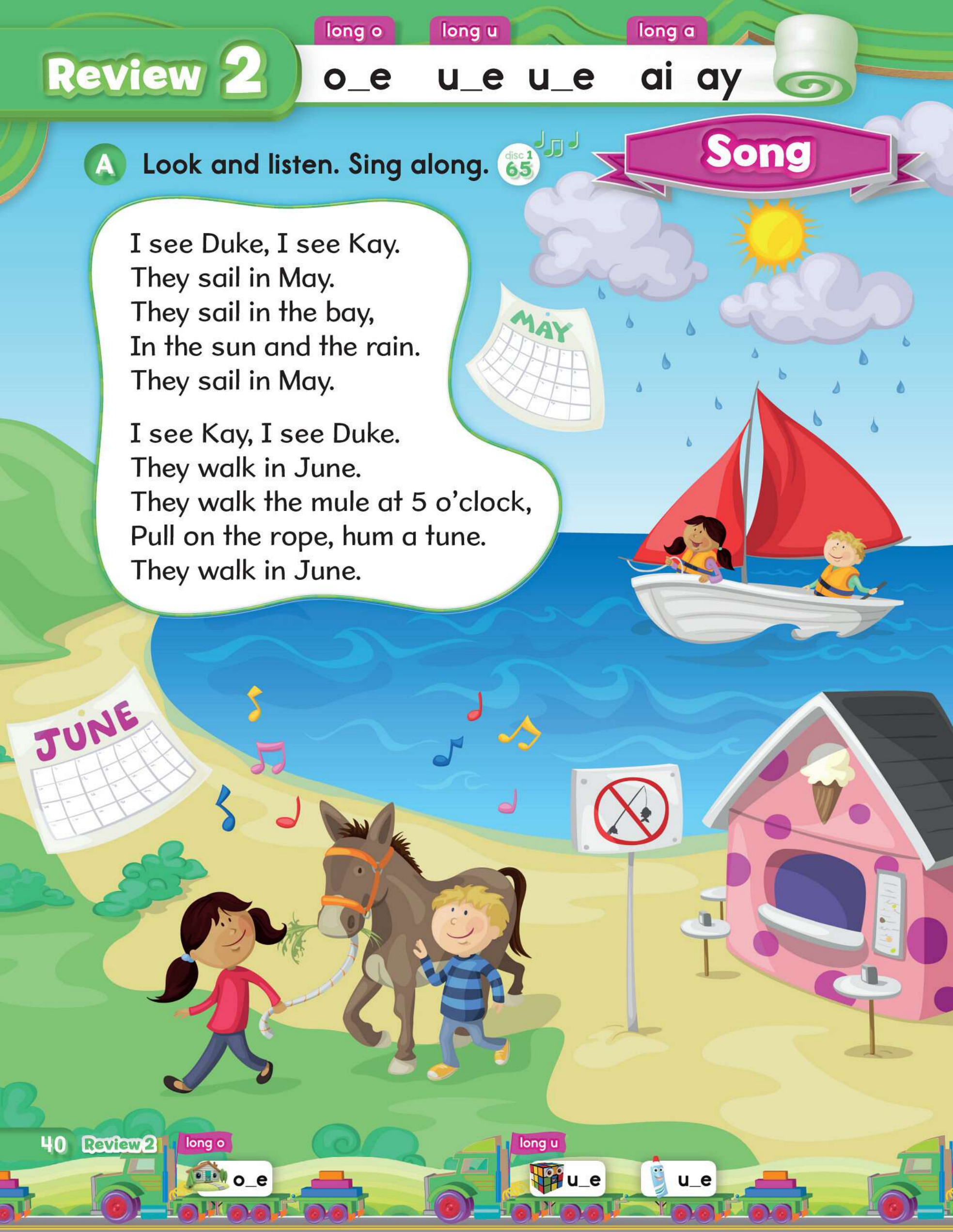
Song

A Look and listen. Sing along.

disc 1
65

I see Duke, I see Kay.
They sail in May.
They sail in the bay,
In the sun and the rain.
They sail in May.

I see Kay, I see Duke.
They walk in June.
They walk the mule at 5 o'clock,
Pull on the rope, hum a tune.
They walk in June.



long o

o_e

long u

u_e

u_e

B Is the vowel sound long or short? Listen and draw.



C Listen and number. disc 1
67

o_e

u_e

ai

ay

long o

long u


long a

o_e u_e u_e ai ay

D Listen and circle. Then write.

disc 1
68

1.



Calendar for MAY: S M T W T F S, 3 4 5 6 7 8 9, 10 11 12 13 14 15 16, 17 18 19 20 21 22 23, 24 25 26 27 28 29 30, 31


r p

2.




b

3.



r n

4.




c t

5.




p

6.



h m

7.



m l

8.



w t

Game

E Play the game.



day



bone



End

sail



rain



say



rope



tune



tail



cute



mute



hay



rule



mule



mail



pay



bay



wait



cube



Start



nail



cone



tube



long a



ai



ay

long e



ee



ea



y



ey

Review 2

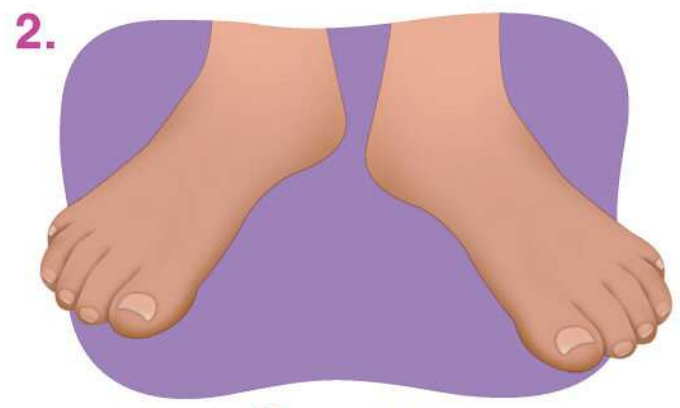
A Listen and learn. disc 2 02



B Listen, point, and read. disc 2 03



bee



feet



seed



jeep

C Listen and write. disc 2 04

1.



s

2.



f

3.



b


4.



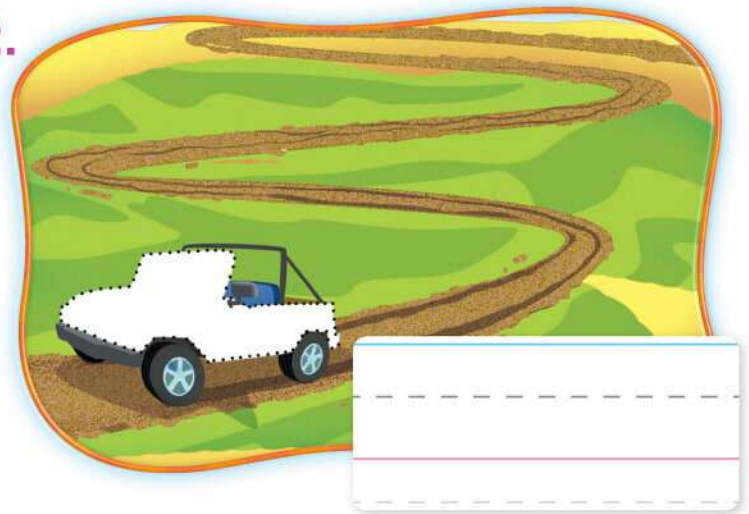
j

D What's missing? Draw and write.

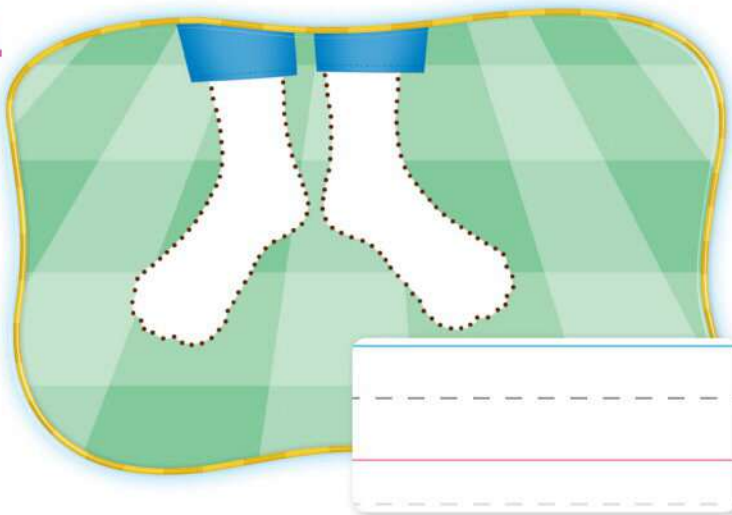
1.




2.



3.



4.



E Listen and chant. Then read. disc 2 05



A seed! A jeep! A bee with feet!



A Listen and learn. disc 2 06




B Listen, point, and read. disc 2 07

1.




leaf

2.




eat

3.



sea




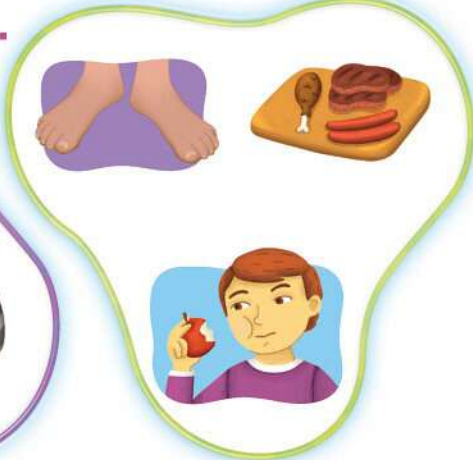
4.



meat

C Listen and circle. Then write.

disc 2
08

1.  2.  3.  4. 

Below each group of images is a set of three horizontal lines for writing: a solid top line, a dashed middle line, and a solid bottom line.

D Listen and write.

disc 2
09

1. I like to _____ cake.



2. It is a red _____.



3. I dive in the _____.



4. The _____ is in a pan.



E Listen and chant. Then read.

disc 2
10

sea leaf eat meat



A Listen and learn.

disc 2
11



c a n d y

y



k e y

e y

B Listen, point, and read.

disc 2
12

1.



candy

2.



key

3.



happy

4.



money

C Listen and number. Then match.

disc 2
13

happy



• money

key



• candy

D Look and say. Then circle and write.

1.



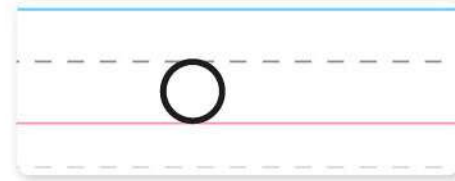
y
ey



2.




y
ey



3.



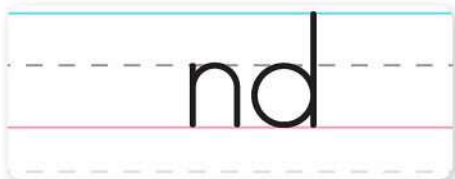
y
ey



4.



y
ey



E Listen and chant. Then read.

disc 2
14



I have a key, candy, and money.



Unit 5 49

long e



ee



ea



y



ey



long i



igh



ie



ee ea y ey

A Read and write.

candy leaf jeep key
sea money bee happy



Blank handwriting practice lines.

Blank handwriting practice lines.

Blank handwriting practice lines.

Blank handwriting practice lines.

Blank handwriting practice lines.

Blank handwriting practice lines.

Blank handwriting practice lines.

Blank handwriting practice lines.

Now try these!

see puppy

lead honey pea

Were you right?



disc 2
15



B Look and listen. Read along. disc 2
16

Bees in the Sea

Two bees play in the sea.



Sight words: play see




long i

A Listen and learn. disc 2
17



B Listen, point, and read. disc 2
18




light



night



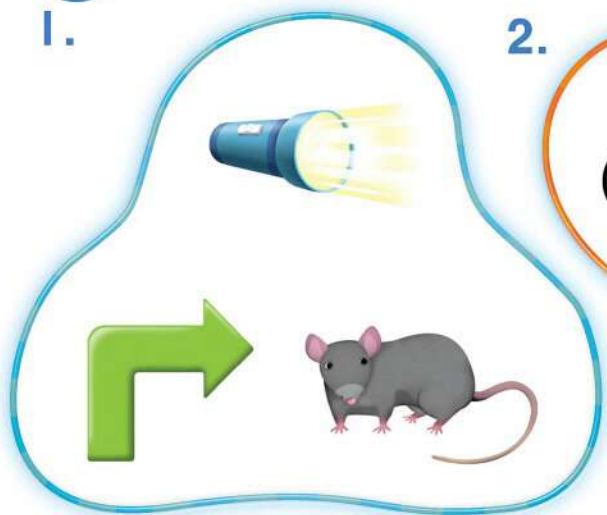
high



right

C Listen and circle the ones that rhyme. disc 2
19

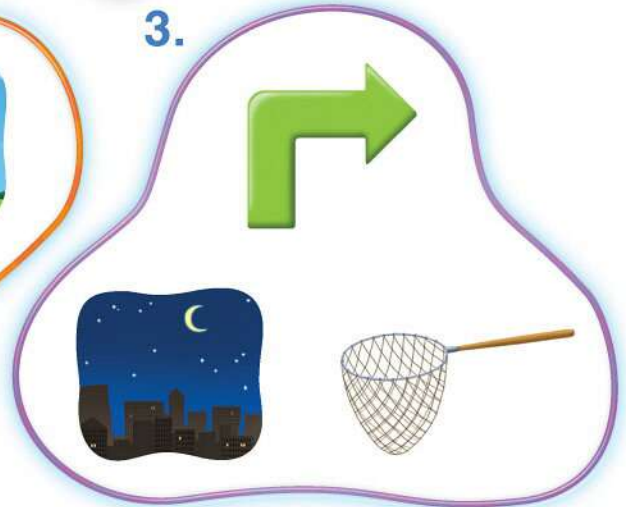
1.



2.




3.

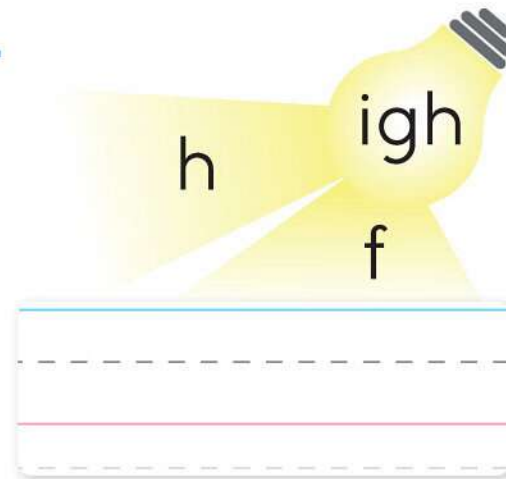


D Listen, write, and read. disc 2
20


1.



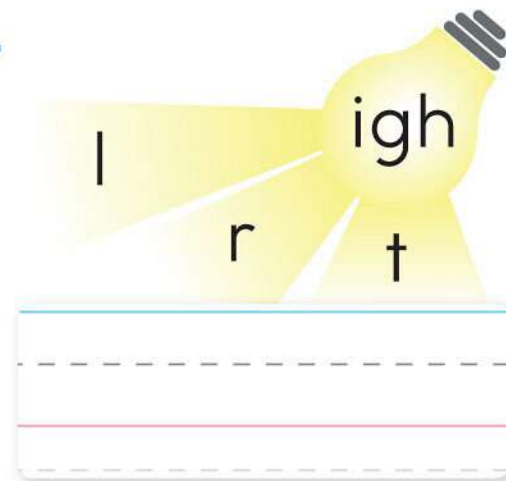
2.



3.



4.



E Listen and chant. Then read. disc 2
21



The light is on the right at night.




A Listen and learn. disc 2
22




B Listen, point, and read. disc 2
23

1.



pie

2.




tie

3.



lie

4.




die

C Listen and connect. Then write.


disc 24

1.




lie


2.



3.



4.



D Which is on the right? Read and number.

- The die is on the right.
- The pie is on the right.
- The tie is on the right.
- I lie on the right.



E Listen and chant. Then read.


disc 25

pie tie lie die





A Listen and learn. disc 2
26




B Listen, point, and read. disc 2
27

1.



spy

2.



sky

3.



cry

4.



my




C Listen and number. disc 2
28



D Look and say. Then circle and write.

1.



2.



3.



4.



E Listen and chant. Then read.

disc 2
29



A spy can cry. Can the sky cry?



long i

igh

ie

y

long o

oa

ow

A Listen and write.

disc 2
30



ie



y



igh

1
[writing lines]

2
[writing lines]

3
[writing lines]

4
[writing lines]

5
[writing lines]

6
[writing lines]

Now try these!

Listen, unscramble, and write.

disc 2
31

Were you right?

1. y b

[writing lines]

2. y t r

[writing lines]

3. g h s i

[writing lines]

4. i m t g h

[writing lines]



B Look and listen. Read along.

disc 2
32

The Cub in the Night

1

Let's bake a pie for our cute cub.



Where is the cub?

2

Look at the sky. It's night. Is he fine?



Don't cry. I have my light. Let's find him.

3

I am fine.



He is high in the pine!

4

We like pie!



New words: bake **Sight words:** let's our where him find

long i

igh

ie

y

long o

oa

ow



A Look and listen. Sing along.



Song

This is my jeep,
And I have the key.
The sun is high.
Let's go to the sea!



We can swim. We can dive.
Play in the sand.
We can eat apple pie,
Some candy, and . . .
be happy!



B Listen, circle, and write.

disc 2
34

1.

2.

S

3.

4.

y

C Read and check. Then ask your partner and check.

	You		Your partner	
1. Is it night?	<input type="checkbox"/> Yes	<input type="checkbox"/> No	<input type="checkbox"/> Yes	<input type="checkbox"/> No
2. Are you fine?	<input type="checkbox"/> Yes	<input type="checkbox"/> No	<input type="checkbox"/> Yes	<input type="checkbox"/> No
3. Can you see a bee?	<input type="checkbox"/> Yes	<input type="checkbox"/> No	<input type="checkbox"/> Yes	<input type="checkbox"/> No
4. Do you like pie?	<input type="checkbox"/> Yes	<input type="checkbox"/> No	<input type="checkbox"/> Yes	<input type="checkbox"/> No

long e

long i

ee ea y ey igh ie y

D Write.



ee

Handwriting practice lines for the sound 'ee', consisting of a solid top line, a dashed middle line, and a solid bottom line.

ea

Handwriting practice lines for the sound 'ea', consisting of a solid top line, a dashed middle line, and a solid bottom line.

ey

Handwriting practice lines for the sound 'ey', consisting of a solid top line, a dashed middle line, and a solid bottom line.

igh

Handwriting practice lines for the sound 'igh', consisting of a solid top line, a dashed middle line, and a solid bottom line.

ie

Handwriting practice lines for the sound 'ie', consisting of a solid top line, a dashed middle line, and a solid bottom line.

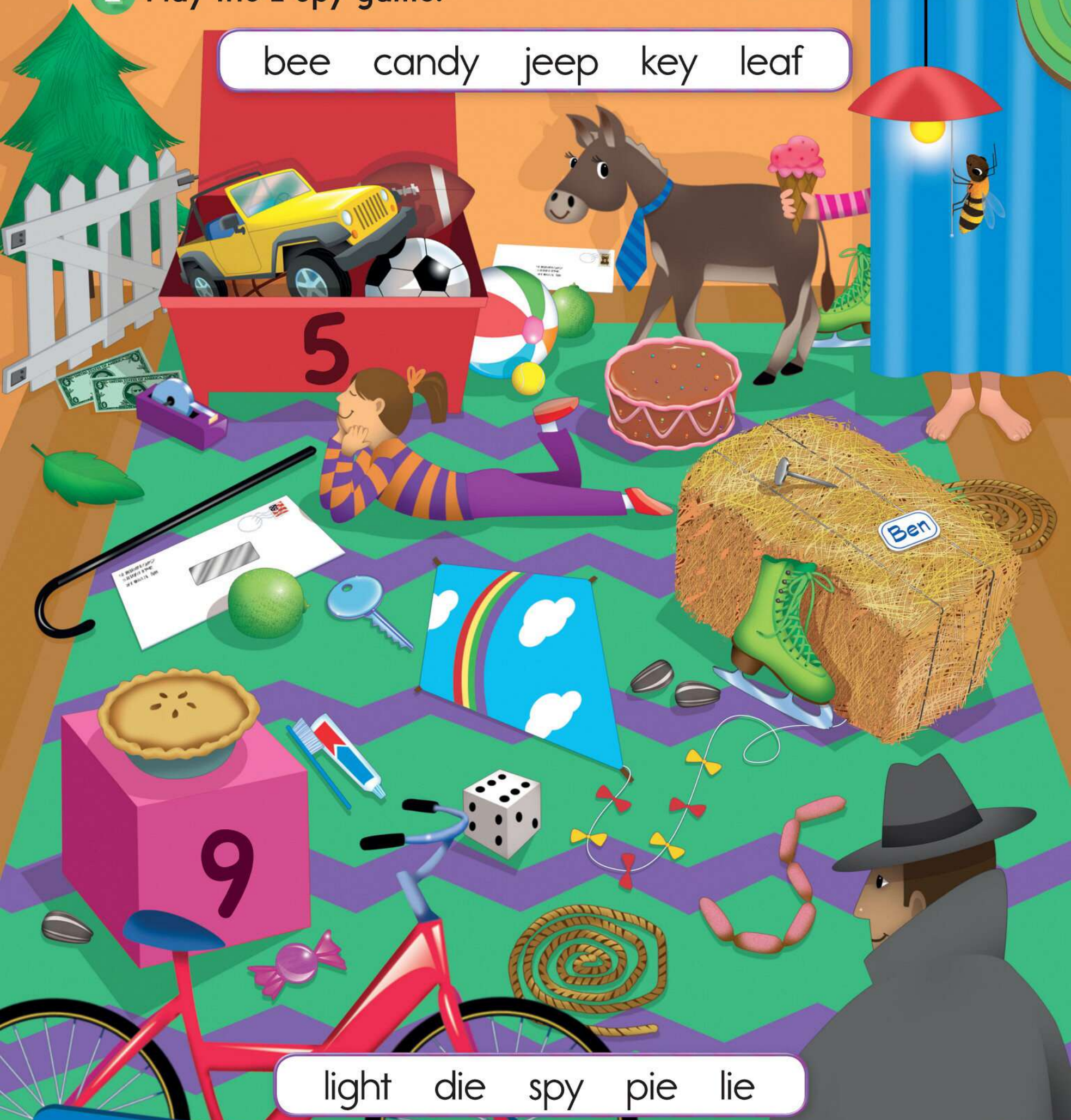
y

Handwriting practice lines for the sound 'y', consisting of a solid top line, a dashed middle line, and a solid bottom line.



E Play the I Spy game.

bee candy jeep key leaf



light die spy pie lie



A Listen and learn.

disc 2
35



B Listen, point, and read.

disc 2
36

1.



boat

2.



coat

3.



soap


4.



road



C Write and match.





D Listen and write. Then work out the answer.

disc 2
37

1. I have a new red .

2. I use in the tub.

3. I ride my bike on the .

4. I see a big in the bay.

I like my

!

E Listen and chant. Then read.

disc 2
38



My soap and coat are on the boat.





A Listen and learn. disc 2 39



B Listen, point, and read. disc 2 40

1.




bow

2.



row

3.



yellow

4.







pillow

C Listen and circle. disc 2
41

1. row
boat bow
road
2. yellow
coat soap
bow
3. pillow
road coat
yellow
4. boat
row soap
yellow

D Listen and write. disc 2
42

1. I see a . 
2. I have a on my . 
3. The is . 
4. I can a . 

E Listen and chant. Then read. disc 2
43

pillow row yellow bow






A Read and say. Then listen and repeat.

disc 2
44

Can you say these words?




1.



goat

2.



toad

3.



elbow

4.



window

B Say and circle the ones that rhyme.

1.



2.



C Listen and number. disc 2
45

toad

row

elbow

goat

pillow


soap

road

window

D Look and say. Then circle and write.

1.



oa

ow

+

2.



oa

ow

b

3.



oa

ow

|

4.



oa

ow

+

5.



oa

ow

w

6.



oa

ow

d

A Read and write.

goat bow soap row elbow
boat road window



oa



ow

Handwriting practice line with a dashed midline and a solid bottom line.

Handwriting practice line with a dashed midline and a solid bottom line.

Handwriting practice line with a dashed midline and a solid bottom line.

Handwriting practice line with a dashed midline and a solid bottom line.

Handwriting practice line with a dashed midline and a solid bottom line.

Handwriting practice line with a dashed midline and a solid bottom line.

Handwriting practice line with a dashed midline and a solid bottom line.

Handwriting practice line with a dashed midline and a solid bottom line.

Now try these!

mow soak borrow


load toast low

Were you right?



B Look and listen. Read along. disc 2
47

Ben and the Boat



Ben is in the tub at home. He has a goat and a toad in the tub.



Ben, the goat, and the toad are in the soap. Ben thinks the tub is a boat.


He rows in the soap. Mom is glad she has her yellow coat!

New words: Mom glad **Sight words:** thinks

A Listen and learn. disc 2
48



B Listen, point, and read. disc 2
49



blue



glue



clue



Tuesday



C Listen and write. Then match. disc 2
50

1. ue



2. ue

3. ue

4. ue

D Read and check.



My coat is glue.

My coat is blue.



The clue is in the bag.

The glue is in the bag.



I see a blue cube.

I see a blue clue.



It is Tuesday.

It is May.

E Listen and chant. Then read. disc 2
51



The clue is blue glue on Tuesday.



A Listen and learn. disc 2 52



fruit


ui



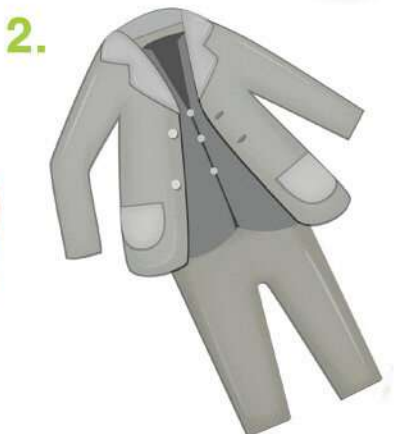
new

ew

B Listen, point, and read. disc 2 53



fruit



suit



new



dew

C Listen and circle the ones that rhyme. disc 2
54

1. 

2. 

3. 

D Read and write. Then listen to check your answers. disc 2
55

1. The new is . blue
suit

2. I see on the . dew
fruit

3. The is . new
glue

4. I eat on . Tuesday
fruit

E Listen and chant. Then read. disc 2
56



I eat fruit in my new suit.




A Listen and learn. disc 2
57



B Listen, point, and read. disc 2
58

1.



moon

2.



zoo

3.



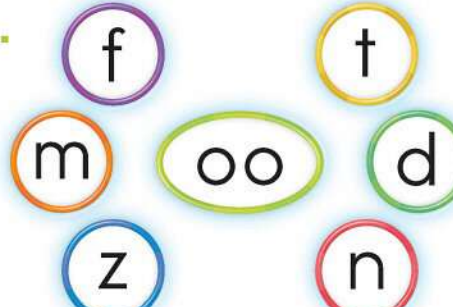
food

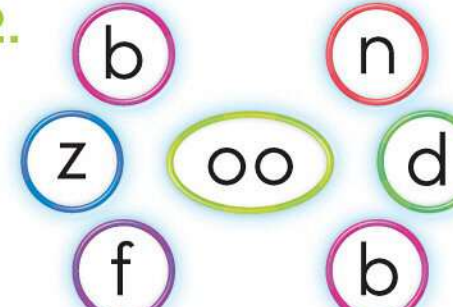
4.

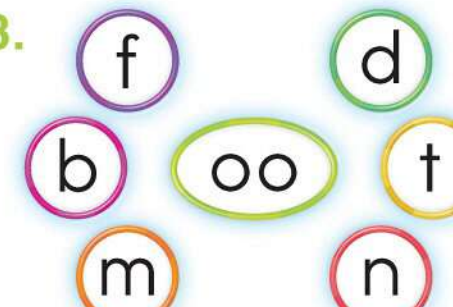



boot

C Listen and connect. disc 2 59

1. 

2. 

3. 

4. 

D Listen and write. disc 2 60



There is
in the .



There is a
on the .

E Listen and chant. Then read. disc 2 61

moon zoo food boot



ue ui ew oo

A Listen and write.

disc 2
62



ue



ui



ew



oo



1
[writing lines]

2
[writing lines]

3
[writing lines]

4
[writing lines]

5
[writing lines]

6
[writing lines]

Now try these!

Listen, unscramble, and write.

disc 2
63

1. o l o c

[writing lines]

2. e t u r

[writing lines]

3. e t s w

[writing lines]

4. o p l o

[writing lines]

Were you right?



B Look and listen. Read along.

disc 2
64

Clues at the Zoo




It is Tuesday. I am at the zoo. I am looking for clues.



I see a boy in blue boots. He has fruit. Oh no! The fruit is gone.



I see a woman in a new suit. She has fruit, too. Oh no! The fruit is gone.



I see an elephant with lots of food!

New words: gone woman lots of **Sight words:** boy Oh no!

Review 4

long o

long u

oa ow ue ui ew oo

A Look and listen. Sing along.

disc 2
65

Song



I row, row, row in my yellow boat,
Up, up, up to the moon.

I row in the night, up to the light,
Up to the moon on Tuesday.

And in my boat, I have lots of fruit,
A toad, a pillow, and my new blue boots.

I row, row, row in my yellow boat,
Up to the moon on Tuesday.

oa ow ue ui ew oo



D Circle the ones with the same sound. Then write.

1.



Blank writing lines for the first row.

Blank writing lines for the second row.

2.



Blank writing lines for the first row.

Blank writing lines for the second row.

3.



Blank writing lines for the first row.

Blank writing lines for the second row.

E Read and check. Then ask your partner and check.

	You		Your partner	
1. Is a goat blue?	<input type="checkbox"/> Yes	<input type="checkbox"/> No	<input type="checkbox"/> Yes	<input type="checkbox"/> No
2. Can you row a boat?	<input type="checkbox"/> Yes	<input type="checkbox"/> No	<input type="checkbox"/> Yes	<input type="checkbox"/> No
3. Do you have a new coat?	<input type="checkbox"/> Yes	<input type="checkbox"/> No	<input type="checkbox"/> Yes	<input type="checkbox"/> No
4. Is it Tuesday?	<input type="checkbox"/> Yes	<input type="checkbox"/> No	<input type="checkbox"/> Yes	<input type="checkbox"/> No



F Play the guessing game.

You



toad



new



coat



boot



yellow



fruit



clue



window



moon




zoo



elbow



bow



suit



boat



blue



goat

Your Partner



toad



new



coat



boot



yellow



fruit



clue



window



moon




zoo



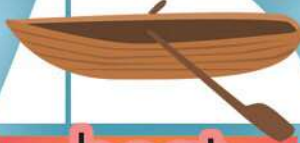
elbow



bow



suit



boat



blue



goat

long u



Picture Dictionary

Bb



Blank handwriting practice box with three horizontal lines (top, dashed middle, bottom).



Blank handwriting practice box with three horizontal lines (top, dashed middle, bottom).



Blank handwriting practice box with three horizontal lines (top, dashed middle, bottom).



Blank handwriting practice box with three horizontal lines (top, dashed middle, bottom).



Blank handwriting practice box with three horizontal lines (top, dashed middle, bottom).



Blank handwriting practice box with three horizontal lines (top, dashed middle, bottom).



Blank handwriting practice box with three horizontal lines (top, dashed middle, bottom).



Blank handwriting practice box with three horizontal lines (top, dashed middle, bottom).



Blank handwriting practice box with three horizontal lines (top, dashed middle, bottom).



Blank handwriting practice box with three horizontal lines (top, dashed middle, bottom).



Blank handwriting practice box with three horizontal lines (top, dashed middle, bottom).



Blank handwriting practice box with three horizontal lines (top, dashed middle, bottom).



Blank handwriting practice box with three horizontal lines (top, dashed middle, bottom).



Blank handwriting practice box with three horizontal lines (top, dashed middle, bottom).



Blank handwriting practice box with three horizontal lines (top, dashed middle, bottom).



Blank handwriting practice box with three horizontal lines (top, dashed middle, bottom).

Cc



Blank handwriting practice box with three horizontal lines (top, dashed middle, bottom).



Blank handwriting practice box with three horizontal lines (top, dashed middle, bottom).



Blank handwriting practice lines with a dashed midline.



Blank handwriting practice lines with a dashed midline.

Dd



Blank handwriting practice lines with a dashed midline.



Blank handwriting practice lines with a dashed midline.



Blank handwriting practice lines with a dashed midline.

Gg



Blank handwriting practice lines with a dashed midline.



Blank handwriting practice lines with a dashed midline.



Blank handwriting practice lines with a dashed midline.



Blank handwriting practice lines with a dashed midline.



Blank handwriting practice lines with a dashed midline.

Ee



Blank handwriting practice lines with a dashed midline.



Blank handwriting practice lines with a dashed midline.



Blank handwriting practice lines with a dashed midline.

Hh



Blank handwriting practice lines with a dashed midline.

Ff



Blank handwriting practice lines with a dashed midline.



Blank handwriting practice lines with a dashed midline.



Blank handwriting practice lines with a dashed midline.



Blank handwriting practice lines with a dashed midline.



Blank handwriting practice lines with a dashed midline.



Blank handwriting practice lines with a dashed midline.



Blank handwriting practice lines with a dashed midline.



Blank handwriting practice lines with a dashed midline.

Jj



Blank handwriting practice lines with a dashed midline.

Mm



Blank handwriting practice lines with a dashed midline.



Blank handwriting practice lines with a dashed midline.



Blank handwriting practice lines with a dashed midline.

Kk



Blank handwriting practice lines with a dashed midline.



Blank handwriting practice lines with a dashed midline.



Blank handwriting practice lines with a dashed midline.



Blank handwriting practice lines with a dashed midline.

Ll



Blank handwriting practice lines with a dashed midline.



Blank handwriting practice lines with a dashed midline.



Blank handwriting practice lines with a dashed midline.



Blank handwriting practice lines with a dashed midline.



Blank handwriting practice lines with a dashed midline.



Blank handwriting practice lines with a dashed midline.



Blank handwriting practice lines with a dashed midline.



Blank handwriting practice lines with a dashed midline.



Blank handwriting practice lines with a dashed midline.



Blank handwriting practice lines with a dashed midline.

Nn



Handwriting practice lines for the word 'Nail'.



Handwriting practice lines for the name 'Dan'.



Handwriting practice lines for the word 'Shoes'.



Handwriting practice lines for the word 'Night'.



Handwriting practice lines for the number '9'.



Handwriting practice lines for the word 'Arrow'.



Handwriting practice lines for the word 'Bananas'.



Handwriting practice lines for the word 'Road'.



Handwriting practice lines for the word 'Rope'.



Handwriting practice lines for the word 'Rowing'.

Pp



Handwriting practice lines for the word 'Person'.



Handwriting practice lines for the word 'Pie'.



Handwriting practice lines for the word 'Pillow'.



Handwriting practice lines for the word 'Tree'.



Handwriting practice lines for the word 'No Food'.

Ss



Handwriting practice lines for the word 'Sailboat'.



Handwriting practice lines for the word 'Hello'.



Handwriting practice lines for the word 'Beach'.

Rr



Handwriting practice lines for the word 'Rain'.



Handwriting practice lines for the word 'Seed'.



Blank handwriting practice lines with a dashed midline.



Blank handwriting practice lines with a dashed midline.



Blank handwriting practice lines with a dashed midline.



Blank handwriting practice lines with a dashed midline.



Blank handwriting practice lines with a dashed midline.



Blank handwriting practice lines with a dashed midline.



Blank handwriting practice lines with a dashed midline.



Blank handwriting practice lines with a dashed midline.



Blank handwriting practice lines with a dashed midline.

Ww



Blank handwriting practice lines with a dashed midline.

Tt



Blank handwriting practice lines with a dashed midline.



Blank handwriting practice lines with a dashed midline.



Blank handwriting practice lines with a dashed midline.



Blank handwriting practice lines with a dashed midline.

Yy



Blank handwriting practice lines with a dashed midline.



Blank handwriting practice lines with a dashed midline.

Zz


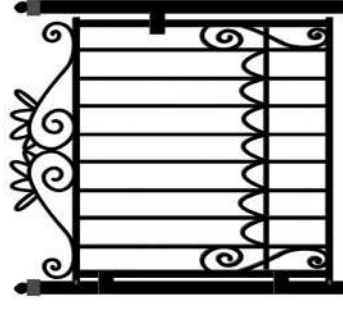



Blank handwriting practice lines with a dashed midline.



Blank handwriting practice lines with a dashed midline.

Student Cards



1
tape

2
cape

3
cane

4
mane

5
game

6
cake

7
name

8
lake

9
gate

10
wave

11
skate

12
cave

13
kite

14
pine

15
ripe

16
fine





17

lime

18

bike

19

time

20

hike

21

five

22

nine

23

dive

24

line

25

home

26

bone

27

cone

28

rope

29

cube

30

mute

31

cute



32

mule





* MAY						
S	M	T	W	T	F	S
3	4	5	6	7	8	9
10	11	12	13	14	15	16
17	18	19	20	21	22	23
24	25	26	27	28	29	30
						31



JUNE						
	1	2	3	4		
5	6	7	8	9	10	11
12	13	14	15	16	17	18
19	20	21	22	23	24	25
26	27	28	29	30		



S	M	T	W	T	F	S
1	2	3	4	5	6	
7	8	9	10	11	12	13
14	15	16	17	18	19	20
21	22	23	24	25	26	27
28	29	30				



33

tube

34

June

35

tune

36

rule

37

rain

38

nail

39

tail

40

wait

41

bay

42

day

43

say

44

pay

45

sail

46

mail

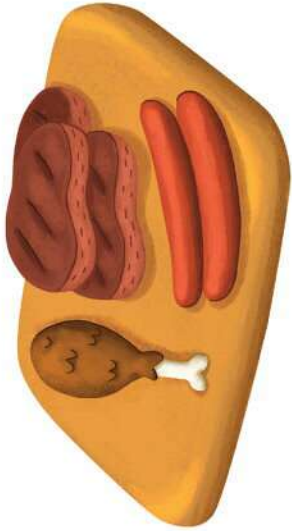
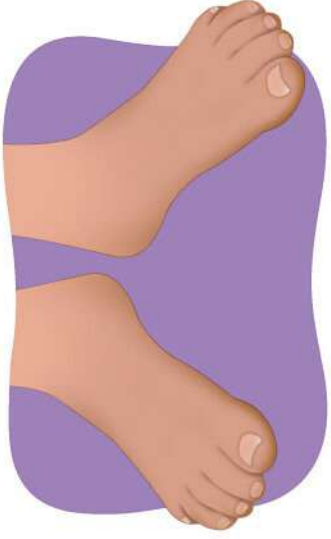
47

hay

48

May





49

bee

50

feet

51

seed

52

jeep

53

leaf

54

eat

55

sea

56

meat

57

candy

58

key

59

happy

60

money

61

light

62

night






63

high

64

right





65

pie

66

tie

67

lie

68

die

69

spy

70

sky

71

cry

72

my

73

boat

74

coat

75

soap

76

road

77

bow

78

row






79

yellow

80

pillow





81

goat

82

foad

83

elbow

84

window

85

blue

86

glue

87

clue

88

Tuesday

89

fruit

90

suit

91

new

92

dew

93

moon

94

zoo

95

food

96

boot





Congratulations!

This certifies that



_____ has successfully completed

Oxford Phonics World ③

Long Vowels

on _____.

Signature _____

Date _____



OXFORD
UNIVERSITY PRESS

198 Madison Avenue
New York, NY 10016 USA

Great Clarendon Street, Oxford, OX2 6DP, United Kingdom

Oxford University Press is a department of the University of Oxford.
It furthers the University's objective of excellence in research, scholarship,
and education by publishing worldwide. Oxford is a registered trade
mark of Oxford University Press in the UK and in certain other countries

© Oxford University Press 2015

The moral rights of the author have been asserted

eBook Edition

ISBN: 978 0 19 471251 4 Interactive ebook

ISBN: 978 0 19 471259 0 Interactive ebook - app version

First published in 2015

No copying or file sharing

This digital publication is protected by international copyright laws.
No part of this digital publication may be reproduced, modified, adapted,
stored in a retrieval system, or transmitted, in any form or by any means,
to any other person or company without the prior permission in writing
of Oxford University Press, or as expressly permitted by law. Enquiries
concerning reproduction outside the scope of the above should be sent to
the ELT Rights Department, Oxford University Press, at the address above
You must not modify, adapt, copy, store, transfer or circulate the contents
of this publication under any other branding or as part of any other product.
You may not print out material for any commercial purpose or resale
Any websites referred to in this publication are in the public domain and
their addresses are provided by Oxford University Press for information only.
Oxford University Press disclaims all and any responsibility for the content
of such websites

ACKNOWLEDGEMENTS

Cover Design: Molly K. Scanlon

*The authors and publisher are grateful to those who have given permission to reproduce
the following extracts and adaptations of copyright material:*

Illustrations by: Scott Angle: 19, 41, 60; Constanza Basaluzzo: 4 (bot), 5, 16
(bot), 16 (bot), 26 (bot), 34 (bot), 35, 48 (bot), 68, 74 (bot), 83; Robin Boyer: 23,
79; Javier Burgos: 11; Nancy Carlson: 8 (bot), 9, 14 (bot), 15, 31, 36 (top spots),
44 (bot), 45, 56 (bot), 57, 63, 72 (bot), 73; Mattia Cerato: 5 (chant), 9 (chant),
13 (chant), 17 (chant), 20, 25 (chant), 29 (chant), 35 (chant), 45 (chant), 49
(chant), 53 (chant), 57 (chant), 59, 65 (chant), 73 (chant), 75 (chant); Marcus
Cutler: 39, 80; Lalena Fisher: 10, 18, 30, 38, 50, 58, 70, 78; Nathan Jarvis: 6
(bot), 24 (bot), 28 (bot), 29, 52 (bot), 64 (bot), 76 (bot), 77 (mid); Bill Ledger: 4
(top), 5 (mascot), 6 (top), 7 (mascot), 8 (top), 9 (mascot), 12 (top), 13 (mascot), 14
(top), 15 (mascot), 16 (top), 17 (mascot), 24 (top), 25 (mascot), 26 (top) Rubiks
Cube® used by permission of Seven Towns Limited. www.rubiks.com. www.
youcandotherubikscube.com, 27 (mascot), 28 (top), 29 (mascot), 32 (top), 33
(mascot), 34 (top), 35 (mascot), 36 (mascot), 44 (top), 45 (mascot), 46 (top), 47
(mascot), 48 (top), 49 (mascot), 52 (top), 53 (mascot), 54 (top), 55 (mascot), 56
(top), 57 (mascot), 64 (top), 65 (mascot), 66 (top), 67 (mascot), 68 (top), 72 (top),
73 (mascot), 74 (top), 75 (mascot), 76 (top), 77 (mascot); Julissa Mora: 12 (bot),
13, 32 (bot), 43, 46 (bot), 47, 54 (bot), 66 (bot), 67 (mid), 71; Kristin Varner: 40, 51.

*We would also like to thank the following for permission to reproduce the following
photographs:* 10: (candy cane) Stacey Newman/istockphoto, (skate) Art Siberia/
istockphoto, (game) Diane Labombarbe/istockphoto, (cupcake) Pinkcandy/
shutterstock.com, (wave) Jarvis Gray/shutterstock.com; 18: (bike) Vaclav
Vorab/shutterstock.com, (hiker) Ermin Gutenberger/istockphoto, (line of
kids) OUP, (lime) OUP, (clock) Photo Talk/istockphoto, (no. 9) Morgan Lane
phtography/shutterstock.com, (diver) Photovideostock/istockphoto, (no. 5)
Stuart Bur/istockphoto; 22: (wave) Jarvis Gray/shutterstock.com, (game) Diane
Labombarbe/istockphoto, (tree) tomtsya/shutterstock.com, (cave) Jeff Gynane/
shutterstock.com, (no. 9) Morgan Lane phtography/shutterstock.com, (bike)
Vaclav Vorab/shutterstock.com, (kite) Steve Mann/shutterstock.com, (gate)
kavram/shutterstock.com, (no. 5) Stuart Bur/istockphoto, (cupcake) Pinkcandy/
shutterstock.com, (tape) Jiri Hera/shutterstock.com; 30: (cone) M. Unai
Oxmen/shutterstock.com, (Rubik's Cube) Chris Hutchison/istockphoto, (paint)
Gameanna/shutterstock.com; 38: (tape) Jiri Hera/shutterstock.com, (cupcake)
Pinkcandy/shutterstock.com, (mail) OUP, (tail) Eric Isselee/shutterstock.com,
(calendar) Yuriy Kursanov/istockphoto, (hay) Ozerov Alexander/shutterstock.
com; 50: (jeep) Massimiliano Lamagna/shutterstock.com, (leaf) Cate8211/
shutterstock.com, (candy) OUP, (key) J Freeman/shutterstock.com; 58: (pie)
Shawn Talbot/shutterstock.com, (tie) Joel Calheiros/shutterstock.com,
(spy) Richard Peterson/shutterstock.com, (sky) OUP, (sign) Shah Rohani/
shutterstock.com, (night) leungchopan/shutterstock.com; 62: (leaf) Cate8211/
shutterstock.com, (sky) OUP, (pie) Shawn Talbot/shutterstock.com, (light)
Improvize/shutterstock.com, (bee) Vladimir Sanonov/shutterstock.com, (key)
J Freeman/shutterstock.com; 70: (goat) Glenda M Powers/shutterstock.com,

(bow) Natalya Bidyukova/shutterstock.com; 78: (paint splat) R Gino Santa
Maria/shutterstock.com, (glue) Shutswis/shutterstock.com, (suit) Karkas/
shutterstock.com, (shoebbox) Alenandr Vlassyuk/shutterstock.com, (moon)
OUP, (boot) OUP.

Music by: Laurie Thain and Gordon Maxwell

Oxford Phonics World

Let us guide you through
the world of phonics...



Oxford Phonics World is the first step on your students' journey into English, leading you through **all 44 sounds**.

- **Over 150 Phonics Friends** — an angry apple, a big bear, and others — help children remember English sounds.
- **Action songs, chants, and games** encourage children to discover connections between English sounds and letters.
- **Active class activities** develop children's listening, speaking, reading, writing, and spelling skills and provide opportunities to apply them.
- **Multi-ROMs** include fun animations and interactive games, stories, and songs for practice at home.

5 levels of phonics for use before or alongside your English course

- **Student Book** with **Student Cards** and **Multi-ROMs**
- **Workbook**
- **Teacher's Book**
- **Phonics Cards**
- **Phonics Readers**
- **Oxford iTools**
Digital Classroom Resources



Authors **Kaj Schwermer, Julia Chang, and Craig Wright**, and musician **Laurie Thain** are experienced teachers and teacher trainers who specialize in phonics instruction.

OXFORD
UNIVERSITY PRESS

www.oup.com/elt/oxfordphonicsworld

ISBN 978-0-19-459619-0



9 780194 596190